



Stud Remover & Installer Kit

SAE

Features

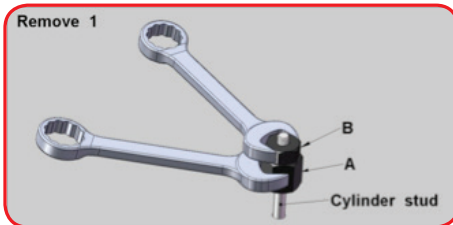
- Unique design allows the removal and installation of studs without damaging the threads
- Suits all popular metric automotive studs
- Each stud size has one tool for removal and one tool for installation
- Removal tool does not damage threads
- Installation tool allows tightening and torque without thread damage

Stud Sizes


- 5/16"x18,
- 5/16"x24,
- 3/8"x16,
- 3/8"x24,
- 7/16"x14,



Removal

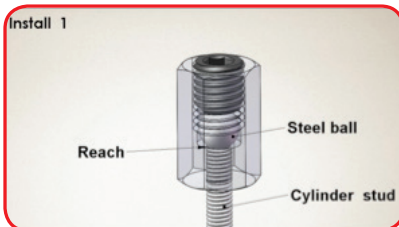


- Screw remover on to stud.
- Use two wrenches to tighten and lock A & B

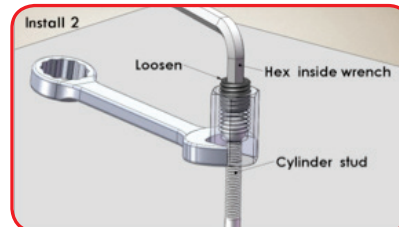


- Use wrench on A and remove stud.

Installation



- Screw installer onto stud to make contact with steel ball.
- Screw stud into cylinder hole.



- Loosen set screw to release pressure.
- Remove installer from stud.



PATENT PENDING

Scan this QR barcode with your mobile device to view demonstration video online



Part No: 71121

PBT USA Inc

13795 Rider Trail North
Suite #109
Earth City, MO 63045
USA

Phone: 314 219 0999
Fax: 314 219 0097
Toll Free: 877 PBT USA4
877 728 8724

Internet: www.pbtusa.com
Email: sales@pbtusa.com

PBT Australia Pty Ltd

A.B.N. 72 067 983 475
13/121 Kerry Road
Archerfield QLD 4108
Australia

Phone: +61 7 3274 3800
Fax: +61 7 3275 3251

Internet: www.pbtusa.com
Email: sales@pbtusa.com